

# Aoralscan 3

## Empowering a Highly Efficient Digital Chairside Solution

Say hello to SHINING 3D's brand new intraoral scanner, Aoralscan 3!

Exceptional, smart and elegant, Aoralscan 3 improves the overall clinical experience. It allows users to easily acquire vivid digital impressions in a faster and more accurate way.

Moreover, Aoralscan 3 comes with a wide range of different intelligent functions, guaranteeing more comfortable chairside experience and efficient clinic-lab collaboration

SCAN TO  
LEARN MORE:



Dynamic LED Indicator

Automatic Anti-fogging

Autoclavable (100 times)

One-button Control  
Motion Sensing Control

Ergonomically Designed  
for Optimal Hand-held  
Operation

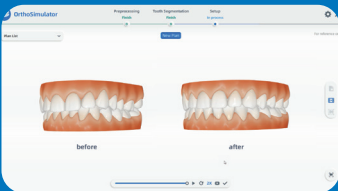
Light Weight: 240g



[dhpsupply.com](http://dhpsupply.com)  
800.626.2163

**SHINING 3D**  
**DENTAL**

## Next-Level Software Functions



### Ortho Simulation

The Whole treatment process can be simulated and the patient will be able to see the post-treatment effect in advance, which is extremely effective for the consultation process.



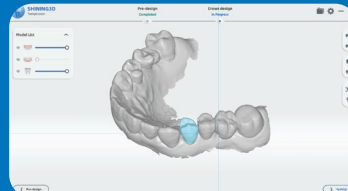
### Oral Health Report

Visually demonstrates patients' comprehensive oral health condition, dramatically improving dentist-patient communication efficiency.



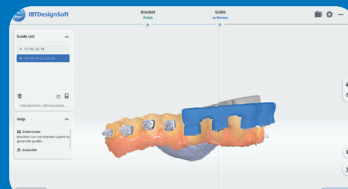
### Model Creator

Orthodontic or restoration models can be easily designed for the following printing process.



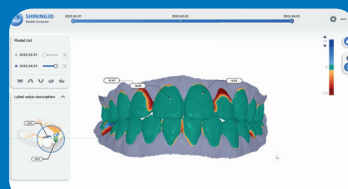
### Temp Design

Temporary crowns can be designed and printed in the office, greatly reducing the patient's waiting time.



### IBT Design

Designs indirect bonding tray, which can be directly 3D printed to help the orthodontist attach brackets quicker and more accurately.



### Data Track

Helps patients understand oral changes and improve the efficiency of dentist-patient communication by tracking patient data.

# Capture Digital Impressions in Real Time

## Fast, Accurate and Exceptional Scan Performance



### FASTER SCAN

The scan speed is 30% faster than the last generation due to Aoralscan 3's drastically upgraded scanning technology.



### MORE ACCURATE SCAN

Thanks to optimized algorithms and imaging mechanisms, Aoralscan 3 carries out more accurate and precise results by 30%, meeting the clinical needs of different applications.



### LONGER SCAN TIP

Slimmer and 15% longer autoclavable scanner tips offer patients a more comfortable clinical experience.



### GREATER SCAN DEPTH

Aoralscan 3 is suitable for various clinical scenarios including acquiring scan bodies and periodontal scans.


## Technical Specifications

### Aoralscan 3

Scan field	Standard tip: 16 × 12 × 22 mm Small tip: 12 × 9 × 22 mm
Scan principle	Non-contact scanner with structured light
Dimension (L × W × H)	281 × 33 × 46 mm
Weight	240 ± 10 g (without cables)
Output	STL, OBJ, PLY
Connector	USB 3.0
Power Input	12V DC/3 A

## Recommended PC Configuration

CPU	Intel Core i7-8700 or higher
RAM	16 GB or higher
Hard Drive	256 GB SSD or above
Graphic Card (GPU)	NVIDIA RTX 2060 6GB or higher
Operating System	Windows 10 Professional (64-bit) or later versions of Windows operating system
Screen Resolution	1920 × 1080, 60Hz or higher
I/O Ports	More than 2 type-A USB 3.0 (or higher) ports



[sales@shining3d.com](mailto:sales@shining3d.com)

Copyright © 2014-2023 SHINING 3D. All Rights Reserved.



[dhpsupply.com](http://dhpsupply.com)  
800.626.2163

[www.shining3ddental.com](http://www.shining3ddental.com)

**SHINING 3D**  
DENTAL